

MVE-F Flanged vibrators



**SPECIFICALLY DESIGNED
FOR SIEVES AND INDUSTRIAL APPLICATIONS**

➔ **EASY TO SETUP**

Easy and intuitive to adjust the direction of the force

➔ **MAINTENANCE FREE**

Grease for life



MVE "S" - SIEVES SERIES

*Specifically designed and optimized
for circular sieve applications*

**SUPERIOR PERFORMANCE,
MORE FORCE & MORE EFFECTIVENESS**



MVE "I" - INDUSTRIAL SERIES

Developed for any industrial application

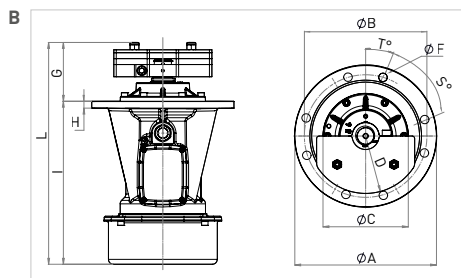
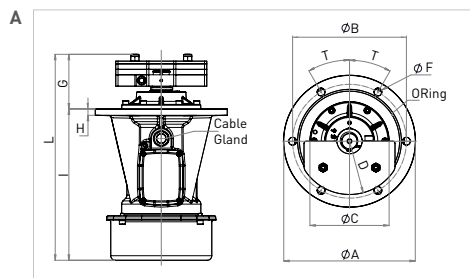
BUILT TO LAST



**VIBRATORS FOR
CIRCULAR VIBRATING
MACHINES AND
CIRCULAR SIEVES**



MVE "S" (SIEVE) SERIES



Wm (kgcm)		Model		Poles	Centrifugal Force (kg)		UP Centrifugal Force (kg)		DOWN Centrifugal Force (kg)		RPM		Weight (kg)		ELECTRICAL SPECIFICATIONS				Terminal Connection	Ia / In (Ampere)		Cable Gland	Certification	
50Hz	60Hz	50Hz	60Hz	n°	50Hz	60Hz	50Hz	60Hz	50Hz	60Hz	50Hz	60Hz	50Hz	60Hz	50Hz	60Hz	50Hz (400V)	60Hz (460V)		50Hz	60Hz			Metric
9	6	MVE 450/3E-SL-40AD A	MVE 450/36E-SL-40AD A	2	463	456	362	355	101	101	3,000	3,600	15	14.5	0.5	0.58	1.0	1.0		Y	3.5			3.5
9	6	MVE 500/3E-SL-40AD A	MVE 500/36E-SL-40AD A	2	463	456	362	355	101	101	3,000	3,600	14.2	13.6	0.5	0.58	1.0	1.0	Y	3.5	3.5	M20	●	
22	15	MVE 1100/3E-SL-50AE A	MVE 1100/36E-SL-50AE A	2	1,096	1,101	855	862	241	239	3,000	3,600	26	25.2	0.95	1.15	1.9	2.0	Y	4.0	4.2	M25	●	
29	20	MVE 1500/3E-SL-60AF A	MVE 1500/36E-SL-60AF A	2	1,468	1,477	1,227	1,231	241	246	3,000	3,600	43	41	1.54	1.6	2.9	2.6	Y	5.2	5.0	M25	●	
29	20	MVE 1500/3E-SL-60BR A	MVE 1500/36E-SL-60BR A	2	1,468	1,477	1,227	1,231	241	246	3,000	3,600	42.4	41	1.54	1.6	2.9	2.6	Y	5.2	5.0	M25	●	
32	22	MVE 500/15E-SL-40AD A	MVE 500/18E-SL-40AD A	4	405	402	304	300	101	101	1,500	1,800	17.7	16.4	0.35	0.4	1.1	1.1	Y	2.5	2.5	M20	●	
62	43	MVE 800/15E-SL-50AE A	MVE 800/18E-SL-50AE A	4	774	775	596	600	178	174	1,500	1,800	29	27	0.64	0.64	1.4	1.4	Y	3.8	3.8	M25	●	
85	59	MVE 1100/15E-SL-50AF A	MVE 1100/18E-SL-50AF A	4	1,061	1,075	810	818	251	257	1,500	1,800	46.6	44.1	0.64	0.64	1.4	1.4	Y	3.8	3.8	M25	●	
85	59	MVE 1100/15E-SL-50AG A	MVE 1100/18E-SL-50AG A	4	1,061	1,075	810	818	251	257	1,500	1,800	46.6	44.1	0.64	0.64	1.4	1.4	Y	3.8	3.8	M25	●	
123	82	MVE 1500/15E-SL-60AF A	MVE 1500/18E-SL-60AF A	4	1,544	1,500	1,222	1,166	322	333	1,500	1,800	51.3	47.7	0.7	0.7	1.8	1.8	Y	4.0	4.0	M25	●	
123	82	MVE 1500/15E-SL-60BR A	MVE 1500/18E-SL-60BR A	4	1,544	1,500	1,222	1,166	322	333	1,500	1,800	51.0	47.0	0.7	0.7	1.8	1.8	Y	4.0	4.0	M25	●	
32	32	MVE 180/1E-SL-40AD A	MVE 260/12E-SL-40AD A	6	180	260	135	195	45	65	1,000	1,200	17.7	17.7	0.15	0.18	0.7	0.6	Y	2.0	2.0	M20	●	
123	123	MVE 700/1E-SL-50AF A	MVE 1000/12E-SL-50AF A	6	686	990	543	782	143	206	1,000	1,200	37	37	0.35	0.4	1.2	1.2	Y	3.0	2.9	M25	●	
123	123	MVE 700/1E-SL-50AG A	MVE 1000/12E-SL-50AG A	6	686	990	543	782	143	206	1,000	1,200	37	37	0.35	0.4	1.2	1.2	Y	3.0	2.9	M25	●	
162	162	MVE 900/1E-SL-60AF A	MVE 1300/12E-SL-60AF A	6	907	1,306	702	1,012	204	294	1,000	1,200	55	55	0.9	1.08	1.8	2.0	Y	3.2	3.1	M25	●	

Model		Fig.	Size	DIMENSIONAL SPECIFICATIONS							G (mm)		H	I	L (mm)		Holes	O Ring
50Hz	60Hz			A	B	C	D	T	S	F	50Hz	60Hz			50Hz	60Hz		
MVE 450/3E-SL-40AD A	MVE 450/36E-SL-40AD A	A	40	232	205	160	73	30	/	14	-	12	280	280	6	4700		
MVE 500/3E-SL-40AD A	MVE 500/36E-SL-40AD A	A	40	232	205	145	73	30	/	14	60	12	255	314	6	4800		
MVE 1100/3E-SL-50AE A	MVE 1100/36E-SL-50AE A	A	50	260	230	168	93	30	/	15	67	15	322	389	6	4850		
MVE 1500/3E-SL-60AF A	MVE 1500/36E-SL-60AF A	A	60	290	250	174	93	30	/	17	103	14	333	435	6	4850		
MVE 1500/3E-SL-60BR A	MVE 1500/36E-SL-60BR A	B	60	294	270	174	93	17.5	55	15	103	14	333	435	8	4950		
MVE 500/15E-SL-40AD A	MVE 500/18E-SL-40AD A	A	40	232	205	145	78	30	/	14	90	80	12	255	344	334	6	4700
MVE 800/15E-SL-50AE A	MVE 800/18E-SL-50AE A	A	50	260	230	168	98	30	/	15	97	92	15	322	419	414	6	4800
MVE 1100/15E-SL-50AF A	MVE 1100/18E-SL-50AF A	A	50	290	250	168	117	30	/	17	92	15	322	414	6	4850		
MVE 1100/15E-SL-50AG A	MVE 1100/18E-SL-50AG A	A	50	290	254	168	117	45	/	15	92	15	322	414	4	4850		
MVE 1500/15E-SL-60AF A	MVE 1500/18E-SL-60AF A	A	60	290	250	174	117	30	/	17	130	110	14	333	463	443	6	4850
MVE 1500/15E-SL-60BR A	MVE 1500/18E-SL-60BR A	B	60	294	270	174	117	17.5	55	15	130	110	14	333	463	443	8	4950
MVE 180/1E-SL-40AD A	MVE 260/12E-SL-40AD A	A	40	232	205	145	78	30	/	14	90	12	255	344	6	4700		
MVE 700/1E-SL-50AF A	MVE 1000/12E-SL-50AF A	A	50	290	250	168	117	30	/	17	112	15	322	434	6	4850		
MVE 700/1E-SL-50AG A	MVE 1000/12E-SL-50AG A	A	50	290	254	168	117	45	/	15	112	15	322	434	4	4850		
MVE 900/1E-SL-60AF A	MVE 1300/12E-SL-60AF A	A	60	290	250	174	117	30	/	17	150	14	355	505	6	4850		

This information is furnished without warranty, representation, inducement or license of any kind. It is accurate to the best OLI knowledge or is obtained from sources believed to be accurate. OLI therefore assumes no legal responsibility.

Certification type "E" (●) :

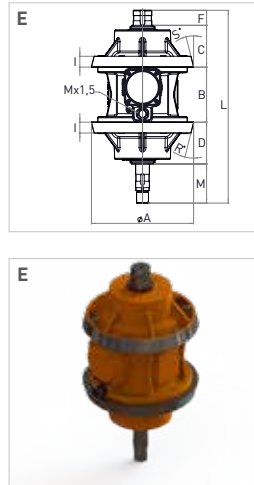

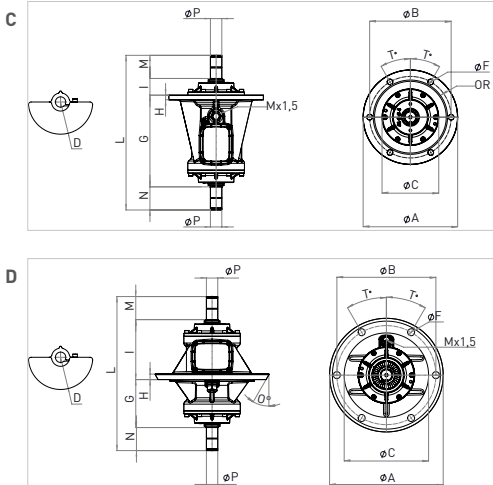


- » I/2D Ex tb IIIC Tx Db IP66
- » Equipment and protective system intended for use in potentially explosive atmospheres (Zone 21) - Directive 2014/34/UE
- » Compliance with Essential Health and Safety Requirements IEC 60034-1, IEC EN 60079-0, IEC EN 60079-31

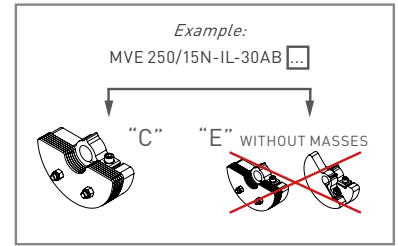


- » Class II Div.2 Group F, G T4
- » Conform to UL 1004-1, UL 1004-3, UL60079-31, UL60079-0, CSA 60079-0, CSA 60079-31, CSA 22.2 N°100, CSA 22.2 N°77

MVE "I" (INDUSTRIAL) SERIES



Product code digit for masses follows the scheme as below:



Wm (kgcm)		Model		Poles	Centrifugal Force (kg)		UP Centrifugal Force (kg)		DOWN Centrifugal Force (kg)		RPM		Weight (kg)		Input Power (kW)		Nominal Current A max. (Y)		Terminal Connection	Ia / In (Ampere)		Cable Gland	Certification
50Hz	60Hz	50Hz	60Hz		n°	50Hz	60Hz	50Hz	60Hz	50Hz	60Hz	50Hz	60Hz	50Hz	60Hz	50Hz (400V)	60Hz (460V)	50Hz		60Hz	Metric		
18	14	MVE 250/15E-IL-30AB A	MVE 250/18E-IL-30AB A	4	226	253	113	126.5	113	126.5	1,500	1,800	11.7	11	0.12	0.12	0.5	0.5	Y	0.3	0.4	M20	●
140	107	MVE 2000/15N-IL-60AF A	MVE 2000/18N-IL-60AF A	4	1,760	1,933	880	967	880	967	1,500	1,800	53	50	1.13	1.3	2.16	2.09	Y	4.9	4.9	M25	●
196	139	MVE 2500/15N-IL-70AM A	MVE 2500/18N-IL-70AM A	4	2,469	2,523	1,234	1,262	1,234	1,262	1,500	1,800	70	65	1.9	2.3	3.7	3.3	Y	6	6.1	M25	●
294	196	MVE 3500/15N-IL-75AM A	MVE 3500/18N-IL-75AM A	4	3,695	3,555	1,848	1,777	1,848	1,777	1,500	1,800	102	93	2.5	3	4.5	4.6	Y	6.5	6.6	M25	●
140	140	MVE 785/1N-IL-60AF A	MVE 1200/12N-IL-60AF A	6	785	1,126	393	563	393	563	1,000	1,200	51	51	0.9	1.08	1.8	2	Y	3.3	3.3	M25	●
196	196	MVE 1100/1N-IL-70AM A	MVE 1600/12N-IL-70AM A	6	1,098	1,580	549	790	549	790	1,000	1,200	66	66	1.5	1.8	3	3.2	Y	4.3	4.4	M25	●
294	294	MVE 1600/1N-IL-70AM A	MVE 2400/12N-IL-70AM A	6	1,642	2,365	821	1,183	821	1,183	1,000	1,200	74	74	1.5	1.8	3	3.2	Y	4.3	4.4	M25	●
372	372	MVE 2100/1N-IL-75AM A	MVE 3000/12N-IL-75AM A	6	2,078	2,993	1,039	1,497	1,039	1,497	1,000	1,200	103	103	1.96	2.1	4.1	4	Y	4.8	4.8	M25	●
140	107	MVE 2000/15N-IC-60AM A	MVE 2000/18N-IC-60AM A	4	1,760	1,933	880	967	880	967	1,500	1,800	60	56	1.13	1.3	2.2	2.1	Y	4.9	4.9	M25	●
196	139	MVE 2500/15N-IC-70AM A	MVE 2500/18N-IC-70AM A	4	2,469	2,523	1,234	1,262	1,234	1,262	1,500	1,800	72	66	1.9	2.3	3.7	3.3	Y	6	6.1	M25	●
294	196	MVE 3500/15N-IC-75AX A	MVE 3500/18N-IC-75AX A	4	3,696	3,555	1,848	1,777	1,848	1,777	1,500	1,800	111	102	2.5	3	4.5	4.6	Y	6.5	6.6	M25	●
140	140	MVE 785/1N-IC-60AM A	MVE 1200/12N-IC-60AM A	6	785	1,126	393	563	393	563	1,000	1,200	57	57	0.9	1.08	1.8	2	Y	3.3	3.3	M25	●
196	196	MVE 1100/1N-IC-70AM A	MVE 1600/12N-IC-70AM A	6	1,098	1,580	549	790	549	790	1,000	1,200	68	68	1.5	1.8	3	3.2	Y	4.3	4.4	M25	●
294	294	MVE 1600/1N-IC-70AM A	MVE 2400/12N-IC-70AM A	6	1,642	2,365	821	1,183	821	1,183	1,000	1,200	76	76	1.5	1.8	3	3.2	Y	4.3	4.4	M25	●
372	372	MVE 2100/1N-IC-75AX A	MVE 3000/12N-IC-75AX A	6	2,078	2,993	1,039	1,497	1,039	1,497	1,000	1,200	112	112	1.96	2.1	4.1	4	Y	4.8	4.8	M25	●
199	139	MVE 2500/15E-ID-75 C	MVE 2500/18E-ID-75 C	4	2,500	2,500	1,250	1,250	1,250	1,250	1,500	1,800	66	66	2.5	2.5	4.5	4.6	Y	6.5	6.6	M25	●
199	139	MVE 1100/1E-ID-75 C	MVE 1100/12E-ID-75 C	6	1,111	1,120	555	560	555	560	1,000	1,200	61	61	1.96	2.1	4.1	4	Y	4.8	4.8	M25	●

Model		Fig.	Size	DIMENSIONAL SPECIFICATIONS																Holes	O Ring	
50Hz	60Hz			A mm	B mm	C mm	D mm	T degrees	F mm	G mm	H mm	I mm	L mm	M mm	N mm	O degrees	P mm	R degrees	S degrees			
MVE 250/15E-IL-30AB A	MVE 250/18E-IL-30AB A	C	30	215	188	118	61	45	13	64	12	240	304	-	-	17	--	--	4	4625		
MVE 2000/15N-IL-60AF A	MVE 2000/18N-IL-60AF A	C	60	290	250	174	105	30	17	281	14	51	475	71	71	35	--	--	6	4850		
MVE 2500/15N-IL-70AM A	MVE 2500/18N-IL-70AM A	C	70	350	305	200	125	30	21	298	18	55	523	85	85	40	--	--	6	41050		
MVE 3500/15N-IL-75AM A	MVE 3500/18N-IL-75AM A	C	75	350	305	225	125	30	22	326	20	66	562	85	85	40	--	--	6	41050		
MVE 785/1N-IL-60AF A	MVE 1200/12N-IL-60AF A	C	60	290	250	174	105	30	17	281	14	51	475	71	71	35	--	--	6	4850		
MVE 1100/1N-IL-70AM A	MVE 1600/12N-IL-70AM A	C	70	350	305	200	125	30	21	298	18	55	523	85	85	40	--	--	6	41050		
MVE 1600/1N-IL-70AM A	MVE 2400/12N-IL-70AM A	C	70	350	305	200	125	30	21	298	18	55	523	85	85	40	--	--	6	41050		
MVE 2100/1N-IL-75AM A	MVE 3000/12N-IL-75AM A	C	75	350	305	225	125	30	22	326	20	66	562	85	85	40	--	--	6	41050		
MVE 2000/15N-IC-60AM A	MVE 2000/18N-IC-60AM A	D	60	350	305	260	105	30	22	148	17	185	475	71	71	30	35	--	--	6	--	
MVE 2500/15N-IC-70AM A	MVE 2500/18N-IC-70AM A	D	70	350	305	260	125	30	21	158	21	195	523	85	85	30	40	--	--	6	--	
MVE 3500/15N-IC-75AX A	MVE 3500/18N-IC-75AX A	D	75	400	355	310	125	30	24	186	22	206	562	85	85	15	40	--	--	6	--	
MVE 785/1N-IC-60AM A	MVE 1200/12N-IC-60AM A	D	60	350	305	260	105	30	22	148	17	185	475	71	71	30	35	--	--	6	--	
MVE 1100/1N-IC-70AM A	MVE 1600/12N-IC-70AM A	D	70	350	305	260	125	30	21	158	21	195	523	85	85	30	40	--	--	6	--	
MVE 1600/1N-IC-70AM A	MVE 2400/12N-IC-70AM A	D	70	350	305	260	125	30	21	158	21	195	523	85	85	30	40	--	--	6	--	
MVE 2100/1N-IC-75AX A	MVE 3000/12N-IC-75AX A	D	75	400	355	310	125	30	24	186	22	206	562	85	85	15	40	--	--	6	--	
MVE 2500/15E-ID-75 C	MVE 2500/18E-ID-75 C	E	75	282	152	131	116	--	42	--	--	30	548	108	--	--	14	14	--	--	--	--
MVE 1100/1E-ID-75 C	MVE 1100/12E-ID-75 C	E	75	282	152	131	116	--	42	--	--	30	548	108	--	--	14	14	--	--	--	--

This information is furnished without warranty, representation, inducement or license of any kind. It is accurate to the best OLI knowledge or is obtained from sources believed to be accurate. OLI therefore assumes no legal responsibility.


Certification type "N" (●):



- » IISD Ex tc IIIC Tx IP66
- » Equipment and protective system intended for use in potentially explosive atmospheres [Zone 22] - Directive 2014/34/UE
- » Compliance with Essential Health and Safety Requirements
- » IEC 60079-10-2



» Conform to UL1446 and CSA 22.2 No 0-10



WHEN YOU NEED IT. WHERE YOU NEED IT

THE WORLDWIDE LEADER IN VIBRATION TECHNOLOGY



WORLDWIDE SUBSIDIARIES

OLI Australia
OLI Benelux
OLI Brazil
OLI China
OLI France
OLI Germany
OLI India

OLI Italy
OLI Malaysia
OLI Malta
OLI Middle East
OLI Nordic
OLI Poland
OLI Russia

OLI South Africa
OLI Spain
OLI Thailand
OLI Turkey
OLI UK
OLI USA



OLI Headquarters

Via Canalazzo, 35
41036 Medolla (MO) - Italy

+39 0535 41 06 11

info@olivibra.com

WWW.OLIVIBRA.COM